


# TIMING BELTS (MXL)

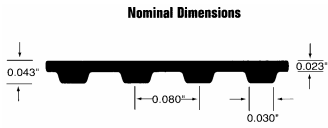
Recommended for mechanical power transmission drives where synchronization of driven speed to drive speed is required. Possible substitute for chain and gear drives.



0.080" Pitch (MXL) - Miniature Synchronous


Material: Chloroprene

	Pitch Length		Number of Teeth	List Prices			
	Belt No.	inch		mm	1/8" wide Code 012	3/16" wide Code 019	1/4" wide Code 025
	32MXL	3.20	81.28	40	1.80	2.40	2.70
	34MXL	3.44	87.38	43	1.83	2.45	2.75
	36MXL	3.60	91.44	45	1.86	2.50	2.78
	39MXL	3.92	99.57	49	1.88	2.53	2.82
	40MXL	4.00	101.60	50	1.88	2.54	2.85
	41MXL	4.08	103.63	51	1.88	2.55	2.87
	41.6MXL	4.16	105.66	52	1.89	2.56	2.88
	42MXL	4.24	107.70	53	1.89	2.57	2.88
	43MXL	4.32	109.73	54	1.90	2.58	2.89
	44MXL	4.40	111.76	55	1.90	2.60	2.90
	45MXL	4.48	113.79	56	1.91	2.60	2.90
	46MXL	4.64	117.86	58	1.91	2.60	2.91
	47MXL	4.72	119.89	59	1.92	2.60	2.91
	48MXL	4.80	121.92	60	1.92	2.60	2.91
	49MXL	4.88	123.95	61	1.93	2.61	2.91
	49.6MXL	4.96	125.98	62	1.93	2.61	2.91
	50MXL	5.04	128.02	63	1.93	2.61	2.91
	51MXL	5.12	130.05	64	1.94	2.61	2.92
	52MXL	5.20	132.08	65	1.94	2.61	2.92
	53MXL	5.28	134.11	66	1.95	2.61	2.92
	53.6MXL	5.36	136.14	67	1.95	2.62	2.93
	54MXL	5.44	138.18	68	1.96	2.62	2.93
	56MXL	5.60	142.24	70	1.98	2.62	2.94
	57MXL	5.68	144.27	71	1.99	2.63	2.95
	58MXL	5.76	146.30	72	1.99	2.63	2.96
	58.4MXL	5.84	148.34	73	1.99	2.63	2.96
	60MXL	6.00	152.40	75	2.00	2.64	2.97
	61MXL	6.08	154.43	76	2.00	2.64	2.98
	62MXL	6.24	158.50	78	2.01	2.65	2.99
	63MXL	6.32	160.53	79	2.02	2.65	3.00
	64MXL	6.40	162.56	80	2.03	2.66	3.01
	65MXL	6.56	166.62	82	2.03	2.66	3.01
	66MXL	6.64	168.66	83	2.03	2.66	3.02
	68MXL	6.80	172.72	85	2.04	2.67	3.03
	69MXL	6.96	176.78	87	2.04	2.67	3.04
	70MXL	7.04	178.82	88	2.05	2.68	3.05
	71MXL	7.12	180.85	89	2.06	2.68	3.06
	72MXL	7.20	182.88	90	2.07	2.68	3.06
	73MXL	7.36	186.94	92	2.08	2.69	3.07
	75MXL	7.52	191.01	94	2.09	2.70	3.09
	76MXL	7.60	193.04	95	2.10	2.70	3.10



# TIMING BELTS (MXL)

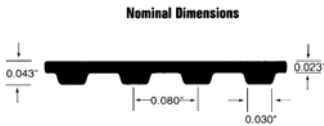
Recommended for mechanical power transmission drives where synchronization of driven speed to drive speed is required. Possible substitute for chain and gear drives.



0.080" Pitch (MXL) - Miniature Synchronous

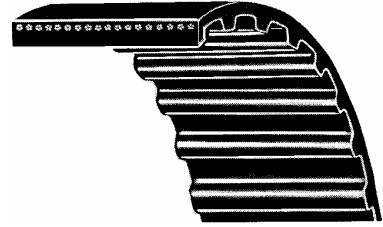
Material: Chloroprene

	Pitch Length		Number of Teeth	List Prices			
	Belt No.	inch		mm	1/8" wide Code 012	3/16" wide Code 019	1/4" wide Code 025
77MXL	7.76	197.10	97	2.11	2.70	3.12	
78MXL	7.84	199.14	98	2.12	2.72	3.14	
80MXL	8.00	203.20	100	2.14	2.74	3.17	
81MXL	8.16	207.26	102	2.15	2.76	3.18	
82MXL	6.56	166.62	103	2.15	2.76	3.18	
84MXL	8.40	213.36	105	2.17	2.78	3.20	
85MXL	8.48	215.39	106	2.17	2.78	3.20	
86MXL	8.64	219.46	108	2.18	2.78	3.20	
87MXL	8.72	221.49	109	2.19	2.79	3.20	
88MXL	8.80	223.52	110	2.20	2.80	3.21	
89MXL	8.96	227.50	112	2.21	2.80	3.21	
90MXL	9.04	229.62	113	2.22	2.81	3.21	
91MXL	9.12	231.65	114	2.23	2.82	3.22	
92MXL	9.20	233.68	115	2.24	2.83	3.22	
93MXL	9.28	235.71	116	2.25	2.85	3.22	
94MXL	9.44	239.78	118	2.26	2.87	3.23	
96MXL	9.60	243.84	120	2.28	2.90	3.24	
97.6MXL	9.76	247.90	122	2.30	2.94	3.25	
98MXL	9.84	249.94	123	2.30	2.94	3.25	
100MXL	10.00	254.00	125	2.32	2.98	3.26	
101MXL	10.08	256.03	126	2.33	3.00	3.26	
106MXL	10.56	268.22	132	2.38	3.08	3.29	
106.4MXL	10.64	270.26	133	2.39	3.09	3.29	
108MXL	10.80	274.32	135	2.39	3.09	3.29	
109MXL	10.88	276.35	136	2.40	3.10	3.30	
109.6MXL	10.96	278.38	137	2.40	3.10	3.30	
110MXL	11.04	280.42	138	2.40	3.10	3.30	
111MXL	11.12	282.45	139	2.40	3.11	3.31	
112MXL	11.20	284.48	140	2.40	3.11	3.31	
113MXL	11.36	288.54	142	2.41	3.12	3.32	
115MXL	11.52	292.61	144	2.42	3.13	3.33	
116MXL	11.60	294.64	145	2.43	3.14	3.34	
118MXL	11.84	300.74	148	2.43	3.14	3.34	
119MXL	11.92	302.77	149	2.44	3.14	3.35	
120MXL	12.00	304.80	150	2.45	3.14	3.36	
121MXL	12.16	308.86	152	2.46	3.15	3.37	
126MXL	12.64	321.06	158	2.48	3.16	3.41	
128MXL	12.80	325.12	160	2.49	3.16	3.42	
130MXL	12.96	329.18	162	2.50	3.17	3.43	
132MXL	13.20	335.28	165	2.52	3.18	3.44	
134MXL	13.44	341.28	168	2.53	3.18	3.44	
136MXL	13.60	345.44	170	2.53	3.19	3.46	



# TIMING BELTS (MXL)

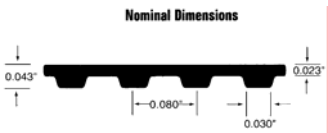
Recommended for mechanical power transmission drives where synchronization of driven speed to drive speed is required. Possible substitute for chain and gear drives.



0.080" Pitch (MXL) - Miniature Synchronous

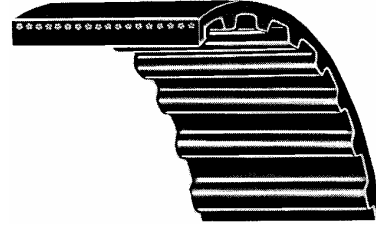
Material: Chloroprene

	Pitch Length		Number	List Prices			
	Belt No.	inch	of Teeth	1/8" wide	3/16" wide	1/4" wide	
		mm		Code 012	Code 019	Code 025	
	140MXL	14.00	355.60	175	2.55	3.19	3.48
	144MXL	14.40	365.76	180	2.58	3.20	3.49
	147MXL	14.72	373.89	184	2.60	3.20	3.50
	152MXL	15.20	386.08	190	2.64	3.26	3.56
	154MXL	15.36	390.14	192	2.65	3.28	3.60
	155MXL	15.52	394.21	194	2.64	3.26	3.56
	156MXL	15.60	396.24	195	2.66	3.29	3.60
	160MXL	16.00	406.40	200	2.70	3.32	3.63
	165MXL	16.48	418.59	206	2.78	3.41	3.72
	168MXL	16.80	426.72	210	2.82	3.44	3.75
	169MXL	16.96	430.78	212	2.82	3.44	3.75
	177MXL	17.68	449.07	221	2.92	3.55	3.84
	180MXL	18.00	457.20	225	2.92	3.55	3.84
	182MXL	18.24	463.30	228	2.94	3.58	3.87
	185MXL	18.56	471.42	232	2.98	3.61	3.90
	189MXL	18.88	479.55	236	3.04	3.62	3.93
	191MXL	19.12	485.65	239	3.08	3.64	3.96
	192MXL	19.20	487.68	240	3.08	3.64	3.96
	199MXL	19.92	505.97	249	3.12	3.68	4.05
	200MXL	20.00	508.00	250	3.12	3.68	4.05
	205MXL	20.48	520.19	256	3.18	3.70	4.10
	212MXL	21.20	538.48	265	3.22	3.71	4.12
	218MXL	21.84	554.74	273	3.26	3.73	4.16
	221MXL	22.08	560.83	276	3.28	3.74	4.18
	224MXL	22.40	568.96	280	3.31	3.76	4.22
	232MXL	23.20	589.28	290	3.38	3.81	4.32
	236MXL	23.60	590.44	295	3.40	3.83	4.35
	238MXL	23.84	605.54	298	3.42	3.84	4.36
	240MXL	24.00	609.60	300	3.44	3.85	4.37
	244MXL	24.40	619.76	305	3.46	3.86	4.38
	250MXL	24.96	633.98	312	3.50	3.90	4.40
	254MXL	25.44	646.18	318	3.58	3.94	4.50
	256MXL	25.60	650.24	320	3.58	3.94	4.50
	262MXL	26.24	666.50	328	3.66	3.98	4.58
	269MXL	26.88	682.75	336	3.76	4.08	4.70
	278MXL	27.76	705.10	347	3.84	4.14	4.76
	290MXL	28.96	735.38	362	3.88	4.18	4.79
	302MXL	30.24	768.10	378	3.92	4.23	4.84
	320MXL	32.00	812.80	400	4.08	4.37	5.08
	326MXL	32.64	829.06	408	4.14	4.43	5.16
	339MXL	33.92	861.57	424	4.30	4.66	5.45
	358MXL	35.84	910.34	448	4.36	4.83	5.66
	370MXL	37.04	940.82	463	4.44	4.88	5.76
	378MXL	37.76	959.10	472	4.46	4.88	5.78




# TIMING BELTS (MXL)

Recommended for mechanical power transmission drives where synchronization of driven speed to drive speed is required. Possible substitute for chain and gear drives.



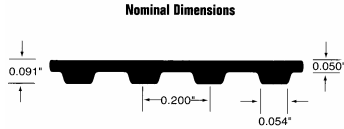

0.080" Pitch (MXL) - Miniature Synchronous

Material: Chloroprene

Nominal Dimensions 	Pitch Length		Number of Teeth	List Prices		
	Belt No.	inch		mm	1/8" wide Code 012	3/16" wide Code 019
	403MXL	40.32	1,024.13	504	4.57	5.03
418MXL	41.76	1,060.70	522	4.66	5.16	6.04
425MXL	42.48	1,078.99	531	4.66	5.16	6.04
437MXL	43.68	1,109.47	546	4.78	5.32	6.24
438MXL	43.84	1,113.54	548	4.80	5.34	6.24
456MXL	45.60	1158.24	570	4.90	5.44	6.40
466MXL	46.64	1184.66	583	4.92	5.46	6.40
480MXL	48.00	1219.20	600	5.08	5.64	6.52
518MXL	51.84	1316.74	648	5.50	6.00	6.80
544MXL	54.40	1381.76	680	5.80	6.40	7.30
600MXL	60.00	1524.00	750	6.88	7.78	8.80

# TIMING BELTS (XL)

Recommended for mechanical power transmission drives where synchronization of driven speed to drive speed is required. Possible substitute for chain and gear drives.

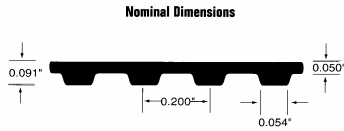



0.200 Pitch (XL) Extra Light Duty Synchronous Belts Material: Chloroprene

Belt No.	Pitch Length		Number of Teeth	List Prices					
	inch	mm		1/4" wide Code 025	5/16" wide Code 031	3/8" wide Code 037	1/2" wide Code 050	3/4" wide Code 075	1" wide Code 100
44XL	4.4	111.76	22	2.90	3.70	4.50	5.80	8.70	11.60
50XL	5.0	127.00	25	3.30	3.70	4.20	7.50	9.70	10.70
54XL	5.4	137.20	27	3.33	3.74	4.24	7.57	9.75	10.75
60XL	6.0	152.40	30	3.37	3.80	4.27	7.64	9.80	10.80
64XL	6.4	162.56	32	3.40	3.84	4.30	7.71	9.85	10.90
68XL	6.8	172.72	34	3.44	3.90	4.34	7.78	9.90	10.95
70XL	7.0	177.80	35	3.47	3.94	4.37	7.85	9.95	11.00
72XL	7.2	182.88	36	3.51	4.00	4.40	7.92	10.00	11.05
74XL	7.4	187.96	37	3.55	4.04	4.44	8.00	10.05	11.10
76XL	7.6	193.04	38	3.60	4.10	4.48	8.07	10.10	11.15
78XL	7.8	198.12	39	3.65	4.14	4.52	8.14	10.20	11.20
80XL	8.0	203.20	40	3.68	4.20	4.55	8.21	10.25	11.25
82XL	8.2	208.28	41	3.72	4.24	4.58	8.28	10.30	11.30
84XL	8.4	213.36	42	3.76	4.28	4.62	8.35	10.35	11.35
86XL	8.6	218.44	43	3.80	4.32	4.66	8.42	10.40	11.40
88XL	8.8	223.52	44	3.84	4.36	4.70	8.49	10.45	11.45
90XL	9.0	228.60	45	3.88	4.40	4.74	8.56	10.50	11.50
92XL	9.2	233.68	46	3.92	4.44	4.78	8.63	10.55	11.55
94XL	9.4	238.76	47	3.96	4.48	4.82	8.70	10.60	11.60
96XL	9.6	243.84	48	4.00	4.52	4.86	8.77	10.65	11.65
98XL	9.8	248.92	49	4.04	4.56	4.90	8.84	10.70	11.70
100XL	10.0	254.00	50	4.08	4.60	4.94	8.91	10.75	11.75
102XL	10.2	259.08	51	4.12	4.64	4.98	8.98	10.80	11.80
104XL	10.4	264.16	52	4.16	4.68	5.02	9.05	10.85	11.85
106XL	10.6	269.24	53	4.20	4.72	5.06	9.12	10.90	11.90
108XL	10.8	274.32	54	4.24	4.76	5.10	9.19	10.95	11.95
110XL	11.0	279.40	55	4.28	4.80	5.14	9.26	11.00	12.00
112XL	11.2	284.48	56	4.32	4.84	5.18	9.33	11.05	12.05
114XL	11.4	289.56	57	4.36	4.88	5.22	9.40	11.10	12.10
116XL	11.6	294.64	58	4.40	4.92	5.26	9.47	11.15	12.15
118XL	11.8	299.72	59	4.44	4.96	5.30	9.54	11.20	12.20
120XL	12.0	304.80	60	4.48	5.00	5.34	9.61	11.25	12.25
122XL	12.2	309.88	61	4.52	5.04	5.38	9.68	11.30	12.30
124XL	12.4	314.96	62	4.56	5.08	5.42	9.75	11.35	12.35
126XL	12.6	320.04	63	4.60	5.12	5.46	9.82	11.40	12.40
128XL	12.8	325.12	64	4.64	5.16	5.50	9.89	11.45	12.45
130XL	13.0	330.20	65	4.68	5.20	5.54	9.96	11.50	12.50
134XL	13.4	340.36	67	4.76	5.28	5.62	10.04	11.55	12.55
136XL	13.6	345.44	68	4.80	5.32	5.66	10.11	11.60	12.60
138XL	13.8	350.52	69	4.84	5.36	5.70	10.18	11.65	12.65
140XL	14.0	355.60	70	4.88	5.40	5.74	10.25	11.70	12.70
142XL	14.2	360.68	71	4.92	5.44	5.78	10.32	11.75	12.75
144XL	14.4	365.76	72	4.96	5.48	5.82	10.39	11.80	12.80
146XL	14.6	370.84	73	5.00	5.52	5.86	10.46	11.85	12.85
148XL	14.8	375.92	74	5.04	5.56	5.90	10.53	11.90	12.90
150XL	15.0	381.00	75	5.08	5.60	5.94	10.60	11.95	12.95
152XL	15.2	386.08	76	5.12	5.64	5.98	10.67	12.00	13.00
154XL	15.4	391.16	77	5.16	5.68	6.02	10.74	12.05	13.05

# TIMING BELTS (XL)

Recommended for mechanical power transmission drives where synchronization of driven speed to drive speed is required. Possible substitute for chain and gear drives.

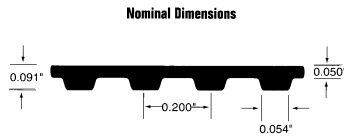



0.200 Pitch (XL) Extra Light Duty Synchronous Belts Material: Chloroprene

Belt No.	Pitch Length		Number of Teeth	List Prices					
	inch	mm		1/4" wide Code 025	5/16" wide Code 031	3/8" wide Code 037	1/2" wide Code 050	3/4" wide Code 075	1" wide Code 100
156XL	15.6	396.24	78	4.56	5.09	5.78	7.40	12.64	14.00
158XL	15.8	401.32	79	4.58	5.12	5.82	7.45	12.72	14.05
160XL	16.0	406.40	80	4.60	5.15	5.86	7.50	12.76	14.10
162XL	16.2	411.48	81	4.62	5.18	5.90	7.52	12.84	14.15
164XL	16.4	416.56	82	4.64	5.20	5.94	7.54	12.88	14.20
166XL	16.6	421.64	83	4.66	5.22	5.98	7.56	12.92	14.25
168XL	16.8	426.72	84	4.68	5.24	6.02	7.58	12.96	14.30
170XL	17.0	431.80	85	4.70	5.26	6.06	7.60	13.04	14.35
172XL	17.2	436.88	86	4.72	5.28	6.10	7.62	13.20	14.40
174XL	17.4	441.96	87	4.74	5.30	6.13	7.64	13.25	14.45
176XL	17.6	447.04	88	4.76	5.32	6.16	7.66	13.30	14.50
178XL	17.8	452.12	89	4.78	5.34	6.19	7.68	13.33	14.55
180XL	18.0	457.20	90	4.80	5.36	6.24	7.70	13.35	14.60
182XL	18.2	462.28	91	4.82	5.38	6.26	7.72	13.40	14.75
184XL	18.4	467.36	92	4.84	5.40	6.28	7.74	13.44	14.85
186XL	18.6	472.44	93	4.86	5.42	6.30	7.76	13.48	14.95
188XL	18.8	477.52	94	4.88	5.44	6.33	7.78	13.52	15.05
190XL	19.0	482.60	95	4.90	5.46	6.37	7.80	13.56	15.15
192XL	19.2	487.68	96	4.92	5.48	6.40	7.82	13.60	15.25
194XL	19.4	492.76	97	4.94	5.50	6.42	7.84	13.63	15.35
196XL	19.6	497.84	98	4.96	5.52	6.44	7.86	13.65	15.50
198XL	19.8	502.92	99	4.98	5.54	6.46	7.88	13.70	15.55
200XL	20.0	508.00	100	5.00	5.60	6.50	7.90	13.74	15.60
202XL	20.2	513.08	101	5.03	5.64	6.52	8.00	13.78	15.65
204XL	20.4	518.16	102	5.06	5.68	6.55	8.04	13.90	15.70
206XL	20.6	523.24	103	5.09	5.72	6.58	8.08	13.95	15.75
208XL	20.8	528.32	104	5.12	5.76	6.62	8.15	14.00	15.80
210XL	21.0	533.40	105	5.15	5.80	6.64	8.20	14.05	15.85
212XL	21.2	538.48	106	5.18	5.83	6.68	8.50	14.10	16.25
214XL	21.4	543.56	107	5.21	5.86	6.70	8.54	14.15	16.30
216XL	21.6	548.64	108	5.24	5.90	6.72	8.58	14.20	16.35
218XL	21.8	553.72	109	5.27	6.04	6.76	8.60	14.25	16.40
220XL	22.0	558.80	110	5.30	6.08	6.80	8.64	14.30	16.45
222XL	22.2	563.88	111	5.33	6.11	6.83	8.70	14.35	16.50
224XL	22.4	568.96	112	5.36	6.14	6.88	8.75	14.40	16.55
228XL	22.8	579.12	114	5.39	6.17	6.90	8.78	14.45	16.60
230XL	23.0	584.20	115	5.42	6.20	6.93	8.82	14.50	16.65
234XL	23.4	594.36	117	5.45	6.22	6.95	8.85	14.55	16.70
236XL	23.6	599.44	118	5.48	6.24	6.96	8.88	14.60	16.75
240XL	24.0	609.60	120	5.51	6.26	6.98	8.90	14.70	16.80
244XL	24.4	619.76	122	5.54	6.28	7.00	8.95	14.80	17.30
248XL	24.8	629.92	124	5.57	6.29	7.05	9.00	14.90	17.50
250XL	25.0	635.00	125	5.60	6.30	7.20	9.10	15.00	17.60
254XL	25.4	645.16	127	5.66	6.34	7.20	9.15	15.05	17.65
260XL	26.0	660.40	130	5.72	6.38	7.22	9.20	15.10	17.70

# TIMING BELTS (XL)

Recommended for mechanical power transmission drives where synchronization of driven speed to drive speed is required. Possible substitute for chain and gear drives.

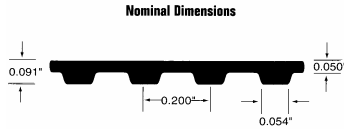



0.200 Pitch (XL) Extra Light Duty Synchronous Belts Material: Chloroprene

Belt No.	Pitch Length		Number of Teeth	List Prices					
	inch	mm		1/4" wide Code 025	5/16" wide Code 031	3/8" wide Code 037	1/2" wide Code 050	3/4" wide Code 075	1" wide Code 100
262XL	26.2	665.48	131	5.78	6.42	7.24	9.25	15.55	17.75
266XL	26.6	675.64	133	5.84	6.46	7.26	9.30	15.65	17.80
270XL	27.0	685.80	135	5.90	6.50	7.30	9.35	15.70	17.85
276XL	27.6	701.04	138	5.96	6.54	7.42	9.45	15.80	18.20
280XL	28.0	711.20	140	6.00	6.58	7.46	9.50	15.90	18.30
282XL	28.2	716.28	141	6.10	6.62	7.50	9.60	16.00	18.85
286XL	28.6	726.44	143	6.15	6.66	7.70	9.80	16.20	19.50
290XL	29.0	736.60	145	6.15	6.66	7.70	9.80	16.20	19.10
300XL	30.0	762.00	150	6.20	6.70	7.80	10.00	16.60	19.40
304XL	30.4	772.16	152	6.30	6.80	7.90	10.20	16.70	20.40
310XL	31.0	787.40	155	6.30	6.80	7.84	10.10	16.70	19.50
314XL	31.4	797.56	157	6.38	6.90	7.88	10.20	16.80	19.60
316XL	31.6	802.64	158	6.46	7.00	8.00	10.30	16.90	19.90
320XL	32.0	812.80	160	6.54	7.10	8.05	10.40	17.00	20.10
322XL	32.2	817.88	161	6.62	7.20	8.10	10.50	17.10	20.20
326XL	32.6	828.04	163	6.80	7.40	8.20	10.60	17.30	21.90
330XL	33.0	838.20	165	6.72	7.35	8.15	10.60	17.20	20.40
332XL	33.2	843.28	166	6.80	7.45	9.05	11.05	17.30	21.90
340XL	34.0	863.60	170	6.90	7.55	9.10	11.20	17.40	22.10
344XL	34.4	873.76	172	6.98	7.65	9.15	11.30	17.50	22.30
348XL	34.8	883.92	174	7.06	7.75	9.20	11.40	17.60	22.50
352XL	35.2	894.08	176	7.14	7.85	9.25	11.50	17.70	22.70
356XL	35.6	904.24	178	7.22	7.90	9.30	11.60	17.80	22.90
360XL	36.0	914.40	180	7.32	8.00	9.35	11.70	17.90	23.10
364XL	36.4	924.56	182	7.40	8.10	9.40	11.80	18.00	23.30
370XL	37.0	939.80	185	7.50	8.20	9.50	11.90	18.20	23.50
372XL	37.2	944.88	186	7.60	8.30	9.60	12.00	18.40	23.70
376XL	37.6	955.04	188	7.70	8.40	9.70	12.20	18.60	24.00
380XL	38.0	965.20	190	7.80	8.60	9.80	12.40	18.80	24.40
384XL	38.4	975.36	192	7.90	8.80	10.00	12.60	19.00	24.80
386XL	38.6	980.44	193	8.00	8.90	12.20	12.80	19.20	25.20
388XL	38.8	985.52	194	8.06	9.00	10.40	13.00	19.40	25.70
390XL	39.0	990.60	195	8.14	9.10	10.50	13.20	19.60	26.00
392XL	39.2	995.68	196	8.20	9.20	10.60	13.40	19.80	26.10
396XL	39.6	1005.84	198	8.26	9.25	11.00	13.60	20.90	26.20
400XL	40.0	1016.00	200	8.30	9.30	11.10	13.70	21.00	26.40
408XL	40.8	1036.32	204	8.50	9.52	11.30	13.90	21.20	27.00
412XL	41.2	1046.48	206	8.70	9.80	11.60	14.00	21.40	27.50
414XL	41.4	1051.56	207	8.70	9.74	11.60	14.00	21.40	27.50
424XL	42.4	1076.96	212	8.90	9.96	12.60	15.60	23.70	29.50
430XL	43.0	1092.20	215	9.10	10.20	12.80	15.80	23.90	30.00
432XL	43.2	1097.28	216	9.30	10.50	13.00	16.00	24.20	31.00
434XL	43.4	1102.36	217	9.30	10.42	13.00	16.00	24.20	31.00
450XL	45.0	1143.00	225	9.50	10.64	13.20	16.20	24.50	32.00
456XL	45.6	1158.24	228	9.70	10.86	13.50	16.40	24.80	33.00
460XL	46.0	1168.40	230	9.90	11.10	13.70	16.60	25.10	33.50
470XL	47.0	1193.80	235	10.10	11.32	14.30	17.70	26.80	34.00


# TIMING BELTS (XL)

Recommended for mechanical power transmission drives where synchronization of driven speed to drive speed is required. Possible substitute for chain and gear drives.



**0.200 Pitch (XL) Extra Light Duty Synchronous Belts**    Material: Chloroprene

Belt No.	Pitch Length		Number of Teeth	List Prices					
	inch	mm		1/4" wide Code 025	5/16" wide Code 031	3/8" wide Code 037	1/2" wide Code 050	3/4" wide Code 075	1" wide Code 100
478XL	47.8	1214.12	239	10.30	11.54	14.60	17.90	27.20	36.00
480XL	4.80	1219.20	240	10.50	11.76	14.80	18.10	27.70	36.50
490XL	4.90	1244.60	245	10.70	12.00	15.00	18.30	28.20	37.00
496XL	49.6	1259.84	248	12.00	13.20	15.20	18.50	28.70	38.00
510XL	51.0	1295.40	255	12.20	13.40	15.40	18.70	29.20	38.50
522XL	52.2	1325.88	261	13.20	14.20	15.60	18.90	29.70	39.00
530XL	53.0	1346.20	265	13.30	14.50	16.10	20.40	30.00	39.70
532XL	53.2	1351.28	266	13.40	14.70	16.20	20.60	30.40	40.20
540XL	54.0	1371.60	270	13.50	14.90	16.30	20.80	31.00	40.70
552XL	55.2	1402.08	276	13.60	15.10	16.40	21.00	31.50	41.20
564XL	56.4	1432.56	282	13.70	15.20	16.60	21.20	32.00	41.70
580XL	58.0	1473.20	290	14.40	15.90	17.40	21.70	32.50	42.90
592XL	59.2	1503.68	296	14.40	15.90	17.40	21.70	32.50	42.90
600XL	60.0	1524.00	300	14.50	16.00	17.90	22.20	33.00	43.50
602XL	61.2	1554.48	306	14.70	16.20	19.00	23.60	35.00	44.50
608XL	60.8	1544.32	304	14.60	16.10	18.40	23.00	34.00	44.00
616XL	61.6	1564.64	308	14.70	16.20	19.00	23.60	35.00	44.50
630XL	63.0	1600.20	315	15.20	16.70	19.50	24.20	36.00	45.00
638XL	63.8	1620.52	319	18.90	20.40	23.00	28.50	42.20	55.30
670XL	67.0	1701.80	335	19.00	20.50	23.50	29.00	43.20	56.30
686XL	68.6	1742.44	343	19.10	20.60	24.00	29.50	44.40	57.30
710XL	71.0	1803.40	355	19.20	20.70	24.50	30.00	45.50	58.30
720XL	72.0	1828.80	360	19.00	20.20	24.10	29.80	45.30	58.30
754XL	75.4	1915.16	377	19.40	20.90	25.00	30.50	46.00	59.00
788XL	78.8	2001.52	394	19.80	21.00	23.60	29.00	44.70	59.30
828XL	82.8	2103.12	414	19.60	21.30	25.50	31.00	46.50	59.50
860XL	86.0	2184.40	430	19.70	21.90	25.80	31.30	47.50	60.00
888XL	88.8	2255.52	444	19.80	21.90	26.30	31.80	48.50	60.50
900XL	90.0	2286.00	450	20.00	22.00	26.80	32.30	49.50	61.50
908XL	90.8	2306.32	454	20.20	22.20	27.30	33.00	51.00	62.50
912XL	91.2	2316.48	456	22.00	24.00	28.30	33.50	52.00	67.00
914XL	91.4	2321.56	457	22.20	24.20	28.50	34.00	53.00	67.50
926XL	92.6	2352.04	463	22.40	24.40	28.80	34.50	53.50	68.50
1014XL	101.4	2575.56	507	22.60	24.80	29.00	35.00	54.50	69.50
1020XL	102.0	2590.80	510	22.80	25.10	29.30	36.00	56.00	70.00



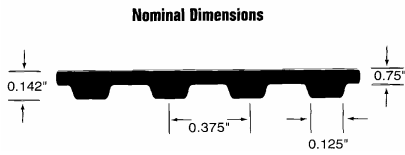
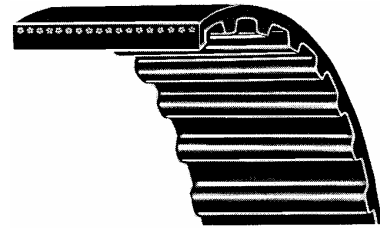
**SAVE TIME AND MONEY  
CALL AND PLACE YOUR ORDER  
TODAY!**



1-800-989-0162

# TIMING BELTS (L)

Recommended for mechanical power transmission drives where synchronization of driven speed to drive speed is required. Possible substitute for chain and gear drives.

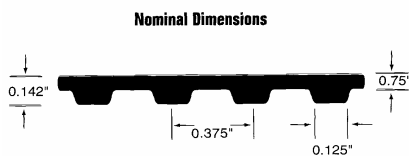
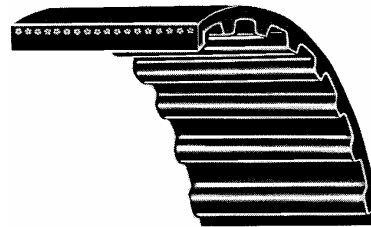


0.375 Pitch (L) Light Duty Synchronous Belts Material: Chloroprene

Belt No.	Pitch Length		Number of Teeth	List Prices					
	inch	mm		1/2" wide	3/4" wide	1" wide	1-1/2" wide	2" wide	3" wide
				Code 050	Code 075	Code 100	Code 150	Code 200	Code 300
98L	9.8	247.65	26	8.10	11.40	14.40	21.80	28.90	43.30
109L	10.9	276.22	29	8.20	11.50	14.50	22.00	29.10	43.60
113L	11.25	285.75	30	8.25	11.55	14.55	22.10	29.20	43.80
124L	12.4	314.40	33	8.30	11.60	14.60	22.20	29.30	43.90
130L	13.13	333.38	35	9.05	12.30	16.10	23.80	31.70	47.50
135L	13.5	342.90	36	9.10	12.40	16.20	24.00	31.90	48.00
143L	14.25	361.95	38	9.15	12.50	16.30	24.10	32.20	48.30
150L	15	381.00	40	9.20	12.50	16.40	24.20	32.30	48.40
154L	15.38	390.53	41	10.00	13.80	17.70	26.40	35.40	53.20
158L	15.75	400.05	42	10.10	13.90	17.90	26.50	35.50	53.30
160L	16.13	409.58	43	10.10	14.00	17.90	26.60	35.60	53.40
165L	16.5	419.10	44	10.10	14.00	17.90	26.60	35.60	53.40
169L	16.9	428.63	45	10.20	14.20	18.00	26.90	35.90	53.80
172L	17.3	438.15	46	10.30	14.40	18.20	27.20	36.20	54.20
177L	17.63	447.68	47	10.40	14.60	18.40	27.50	36.50	54.80
180L	18.00	457.20	48	10.40	14.60	18.40	27.50	36.50	54.80
185L	18.38	466.73	49	10.40	14.60	18.40	27.50	36.50	54.80
187L	18.8	476.00	50	10.40	14.60	18.40	27.50	36.50	54.80
191L	19.13	485.78	51	10.70	15.10	19.20	28.80	38.30	57.90
195L	19.50	495.30	52	10.80	15.20	19.40	29.00	38.60	58.10
203L	20.3	514.35	54	10.80	15.20	19.40	29.00	38.60	58.10
210L	21	533.40	56	10.90	15.40	19.60	29.30	39.00	58.60
214L	21.38	542.93	57	11.00	15.50	19.80	29.70	39.50	59.50
217L	21.75	552.45	58	11.10	15.60	20.00	29.90	39.70	59.70
218L	21.8	553.72	58	11.10	15.60	20.00	29.90	39.70	59.70
225L	22.5	571.50	60	11.20	15.80	20.20	30.30	40.20	60.50
232L	23.2	589.28	62	11.80	16.60	21.20	31.60	42.00	63.10
240L	24	609.60	64	11.90	16.80	21.40	32.00	42.50	63.70
244L	24.38	619.13	65	12.10	17.00	21.70	32.60	43.20	64.90
248L	24.8	629.92	66	12.10	17.00	21.70	32.60	43.20	64.90
255L	25.5	647.70	68	12.20	17.20	22.00	33.00	43.80	65.60
263L	26.3	666.75	70	12.60	17.70	22.80	34.20	45.60	69.00
265L	26.5	676.27	71	12.70	17.90	23.00	34.50	46.20	69.60
270L	27	685.80	72	12.80	18.10	23.30	35.00	46.80	70.20
275L	27.38	695.33	73	12.90	18.20	23.50	35.20	47.10	70.90
277L	27.8	704.85	74	12.90	18.20	23.50	35.20	47.10	70.90
280L	28.13	714.38	75	13.00	18.40	23.80	35.60	47.70	71.60
285L	28.5	723.90	76	13.00	18.40	23.80	35.60	47.70	71.60
300L	30	762.00	80	13.70	18.70	24.40	36.70	48.70	73.10
304L	30.4	771.53	81	14.00	19.70	25.80	38.60	51.60	77.00
315L	31.5	800.10	84	14.20	19.90	26.00	39.00	52.30	77.80
320L	31.9	809.63	85	14.40	20.20	26.30	39.40	53.00	78.60
322L	32.3	819.10	86	14.60	20.40	26.60	39.80	53.60	79.40
328L	32.63	828.68	87	14.60	20.50	26.70	39.80	53.80	79.70
330L	33	838.20	88	14.80	20.70	26.90	40.00	54.00	80.00
334L	33.4	847.73	89	14.80	20.70	26.90	40.00	54.00	80.00
337L	33.8	857.25	90	15.00	20.90	27.20	40.40	54.50	80.70
341L	34.13	866.78	91	15.20	21.20	27.50	40.80	55.00	81.50

## TIMING BELTS (L)

Recommended for mechanical power transmission drives where synchronization of driven speed to drive speed is required. Possible substitute for chain and gear drives.

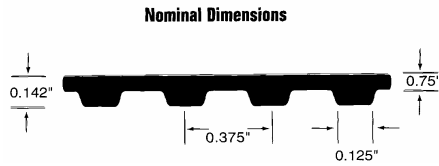
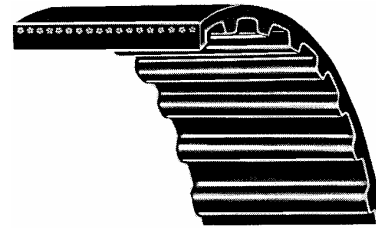


0.375 Pitch (L) Light Duty Synchronous Belts Material: Chloroprene

Belt No.	Pitch Length		Number of Teeth	List Prices					
	inch	mm		1/2" wide Code 050	3/4" wide Code 075	1" wide Code 100	1-1/2" wide Code 150	2" wide Code 200	3" wide Code 300
345L	34.5	876.30	92	15.20	21.20	27.50	40.80	55.00	81.50
352L	35.25	895.35	94	16.10	21.40	27.70	41.70	55.50	83.10
360L	36	914.40	96	16.10	21.40	27.70	41.70	55.50	83.10
367L	36.7	933.45	98	16.30	21.70	28.00	42.10	56.00	83.90
371L	37.13	942.98	99	16.80	22.80	29.50	44.40	59.00	88.60
375L	37.5	952.50	100	16.80	22.80	29.50	44.40	59.00	88.60
382L	38.2	971.55	102	17.00	23.00	29.80	45.00	59.50	89.40
387L	38.63	981.08	103	17.00	23.30	30.20	45.50	60.00	90.20
390L	39	990.60	104	17.00	23.30	30.20	45.50	60.00	90.20
394L	39.4	1000.76	105	17.20	23.90	31.00	46.70	62.30	92.90
397L	39.75	1009.65	106	17.30	24.20	31.40	47.20	63.00	93.60
398L	39.8	1010.92	106	17.30	24.20	31.40	47.20	63.00	93.60
405L	40.5	1028.70	108	17.50	24.70	31.80	47.70	63.50	94.40
408L	40.88	1038.23	109	17.60	24.90	32.00	48.00	63.80	95.00
412L	41.25	1047.75	110	17.70	25.00	32.20	48.20	64.00	95.20
420L	42	1066.80	112	17.70	25.00	32.20	48.20	64.00	95.20
427L	42.7	1084.58	114	17.90	25.40	32.90	49.20	66.10	98.00
435L	43.5	1104.90	116	18.10	25.70	33.30	49.20	66.70	98.80
436L	43.6	1104.90	116	18.10	25.70	33.30	49.20	66.70	98.80
439L	43.9	1114.43	117	18.30	26.00	33.60	49.70	67.40	99.70
442L	44.25	1123.95	118	18.50	26.30	34.00	50.20	68.00	100.50
446L	44.6	1133.48	119	18.50	26.30	34.00	50.20	68.00	100.50
450L	45.0	1143.00	120	18.60	26.70	34.40	50.70	68.50	101.40
453L	45.38	1152.53	121	18.80	27.00	34.60	51.70	69.00	103.10
454L	45.4	1153.16	121	18.80	27.00	34.60	51.70	69.00	103.10
465L	46.5	1181.10	124	19.00	27.30	35.00	52.20	69.60	104.00
480L	48.0	1219.20	128	19.10	27.60	35.50	52.70	70.20	104.90
495L	49.5	1257.30	132	19.00	27.70	35.60	53.00	71.00	106.50
510L	51.0	1295.40	136	19.20	27.80	35.80	53.20	71.20	106.50
514L	51.4	1304.93	137	20.30	28.80	37.90	53.70	75.60	113.40
525L	52.5	1333.50	140	20.40	29.00	38.40	58.40	76.00	114.40
540L	54.0	1371.60	144	20.60	29.50	39.00	59.00	76.60	115.00
548L	54.8	1390.65	146	21.90	31.50	41.20	59.60	82.30	123.60
555L	55.5	1409.70	148	22.00	31.90	41.70	62.00	83.00	124.50
570L	57.0	1447.80	152	22.00	31.90	41.70	62.00	83.00	124.50
574L	57.4	1457.38	153	22.00	31.90	41.70	62.00	23.00	124.50
581L	58.1	1476.38	155	22.00	31.90	41.70	62.00	83.00	124.50
585L	58.5	1485.90	156	22.20	32.00	41.90	62.20	83.40	125.60
600L	60.0	1524.00	160	22.20	32.40	42.20	62.60	83.70	125.50
605L	60.38	1533.53	161	25.70	37.50	48.70	63.20	97.20	146.50
619L	61.9	1571.63	165	25.90	38.00	49.60	73.20	98.00	148.00
630L	63.0	1600.20	168	26.00	38.50	50.20	73.80	99.00	149.00

# TIMING BELTS (L)

Recommended for mechanical power transmission drives where synchronization of driven speed to drive speed is required. Possible substitute for chain and gear drives.



0.375 Pitch (L) Light Duty Synchronous Belts Material: Chloroprene

Belt No.	Pitch Length		Number of Teeth	List Prices					
	inch	mm		1/2" wide Code 050	3/4" wide Code 075	1" wide Code 100	1-1/2" wide Code 150	2" wide Code 200	3" wide Code 300
634L	63.38	1609.73	169	26.20	39.00	51.00	74.40	100.00	150.00
640L	64.0	1619.25	170	26.20	39.00	51.00	74.40	100.00	150.00
653L	65.3	1657.35	174	26.40	39.50	51.50	75.00	101.00	151.00
660L	66.0	1676.40	176	26.60	40.00	52.00	76.00	102.00	152.00
697L	69.7	1771.65	186	30.80	45.10	59.50	76.50	116.60	176.20
728L	72.8	1847.85	194	31.00	45.50	60.00	87.80	117.80	177.00
731L	73.1	1857.38	195	31.20	46.00	61.00	88.70	118.70	178.00
767L	76.7	1952.63	205	31.50	46.50	62.00	89.80	119.50	179.00
780L	78.0	1981.20	208	31.70	47.00	62.50	90.50	120.00	180.00
788L	78.8	2000.25	210	32.00	47.50	63.00	91.00	121.00	181.00
806L	80.6	2047.88	215	35.80	52.30	69.10	102.00	135.40	205.00
817L	81.7	2075.18	218	36.00	52.80	70.00	103.00	137.00	206.00
855L	85.5	2171.70	228	36.30	53.30	70.50	104.00	138.00	207.00
863L	86.3	2190.75	230	36.60	54.00	71.50	105.00	139.00	208.00
881L	88.1	2238.38	235	37.00	54.50	72.50	106.00	140.00	209.00
915L	91.5	2324.10	244	37.50	55.00	73.00	107.00	141.00	210.00
919L	91.9	2333.63	245	38.00	55.50	73.50	108.00	142.00	211.00
934L	93.4	2372.36	249	38.20	56.00	74.00	109.00	143.00	212.00
938L	93.8	2381.25	250	38.50	56.50	75.00	110.00	144.00	213.00
1294L	129.4	3286.76	345	51.00	74.00	98.00	145.00	192.00	290.00



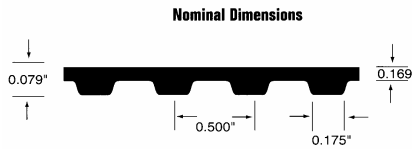

VISIT US AT OUR NEW WEBSITE ~

[www.jdv-belts.com](http://www.jdv-belts.com)

**Check out our new website:  
www.jdv-belts.com**

# TIMING BELTS (H)

Recommended for mechanical power transmission drives where synchronization of driven speed to drive speed is required. Possible substitute for chain and gear drives.

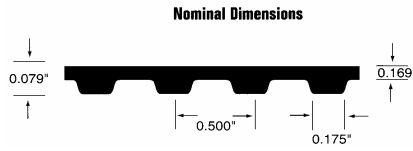
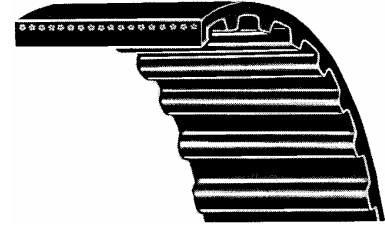


**0.500 Pitch (H) Heavy Duty Synchronous Belts**      Material: Chloroprene

Belt No.	Pitch Length		Number of Teeth	List Prices						
	inch	mm		3/4" wide Code 075	1" wide Code 100	1-1/2" wide Code 150	2" wide Code 200	3" wide Code 300	4" wide Code 400	5" wide Code 500
185H	18.5	469.9	37	15.20	19.10	28.00	36.70	53.70	75.60	94.50
225H	22.5	571.5	45	16.90	21.20	31.10	40.70	59.70	84.00	106.00
230H	23.0	584.2	46	17.10	21.50	31.40	41.00	60.00	85.00	107.00
240H	24.0	609.6	48	17.30	21.80	31.70	41.30	60.40	86.00	108.00
245H	24.5	622.3	49	18.10	23.20	33.60	44.10	64.50	92.40	116.00
255H	25.5	647.7	51	18.30	23.50	33.90	44.40	65.00	93.40	118.00
270H	27.0	685.5	54	18.50	23.80	34.20	44.70	65.50	94.40	120.00
280H	28.0	711.2	56	19.40	25.00	36.20	47.30	69.60	100.00	124.00
300H	30.0	762.0	60	19.70	25.30	36.50	47.60	70.40	101.00	126.00
310H	31.0	787.4	62	20.40	26.70	38.70	50.90	74.70	106.00	133.00
315H	31.5	800.1	63	20.70	27.00	39.00	51.40	75.70	107.00	135.00
320H	32.0	812.8	64	21.00	27.40	39.30	51.90	76.70	108.00	137.00
325H	32.5	825.5	65	21.20	27.80	39.40	52.20	77.50	108.80	138.80
330H	33.0	838.2	66	21.30	28.00	39.60	52.40	77.70	109.00	139.00
335H	33.5	850.9	67	21.60	28.10	41.00	54.00	79.80	114.80	141.00
340H	34.0	863.6	68	21.70	28.20	41.10	54.10	79.90	115.00	141.00
345H	34.5	876.3	69	21.90	28.40	41.30	54.50	80.90	115.80	143.00
350H	35.0	889.0	70	22.00	28.50	41.40	54.60	81.00	116.00	143.00
355H	35.5	901.7	71	22.20	28.70	41.60	55.00	81.90	116.90	145.00
360H	36.0	914.4	72	22.30	28.80	41.70	55.10	82.00	117.00	145.00
365H	36.5	927.1	73	23.00	30.00	43.50	56.60	84.90	120.90	150.00
370H	37.0	939.8	74	23.10	30.10	43.60	56.70	85.00	121.00	150.00
375H	37.5	952.5	75	23.40	30.40	44.00	57.20	86.00	122.00	152.00
380H	38.0	965.2	76	23.50	30.50	44.20	58.50	87.00	123.00	154.00
390H	39.0	990.6	78	23.70	30.70	44.40	58.70	87.00	123.00	154.00
395H	39.5	1003.3	79	24.10	31.40	46.30	60.60	89.90	125.90	158.00
400H	40.0	1016.0	80	24.20	31.50	46.40	60.70	90.00	126.00	158.00
405H	40.5	1028.7	81	24.40	31.80	46.70	61.10	90.90	127.00	160.00
410H	41.0	1041.4	82	24.50	31.90	46.80	61.20	91.00	127.00	160.00
420H	42.0	1066.8	84	24.80	32.30	47.20	61.70	92.00	128.00	162.00
430H	43.0	1092.2	86	25.60	33.40	48.70	65.30	95.00	133.00	166.00
445H	44.5	1130.3	89	25.80	33.80	49.00	65.70	95.80	133.90	169.00
450H	45.0	1143.0	90	25.90	33.90	49.10	65.80	96.00	134.00	169.00
460H	46.0	1168.4	92	26.90	34.90	51.40	68.70	101.00	139.00	174.00
465H	46.5	1181.1	93	26.90	34.90	51.40	68.70	101.00	139.00	174.00
470H	47.0	1193.8	94	27.00	35.20	51.70	69.00	101.80	140.80	177.00
480H	48.0	1219.2	96	27.20	35.40	51.90	69.20	102.00	141.00	177.00
485H	48.5	1231.9	97	27.60	36.50	53.00	71.00	104.00	147.00	183.00
490H	49.0	1244.6	98	27.60	36.50	53.00	71.00	104.00	147.00	183.00
500H	50.0	1270.0	100	27.90	37.00	53.50	71.60	105.00	149.00	186.00
510H	51.0	1295.4	102	27.90	37.00	53.50	71.60	105.00	149.00	186.00
515H	51.5	1308.1	103	28.50	38.00	55.40	74.50	109.00	152.20	192.00
520H	52.0	1320.8	104	29.00	38.30	56.00	75.20	109.50	152.70	192.00
525H	52.5	1333.5	105	29.20	38.50	56.20	75.40	110.00	153.00	192.00
530H	53.0	1346.2	106	29.20	38.50	56.20	75.40	110.00	153.00	192.00
540H	54.0	1371.6	108	29.50	39.00	56.70	76.00	111.00	155.00	195.00
550H	55.0	1397.0	110	30.00	39.20	58.00	77.30	114.90	158.00	198.00
560H	56.0	1422.4	112	30.40	39.50	58.10	77.50	115.00	158.00	198.00

# TIMING BELTS (H)

Recommended for mechanical power transmission drives where synchronization of driven speed to drive speed is required. Possible substitute for chain and gear drives.

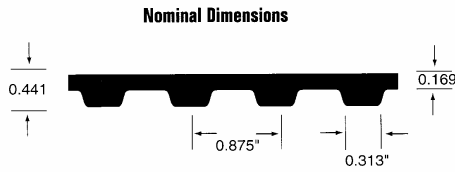



**0.500 Pitch (H) Heavy Duty Synchronous Belts**      Material: Chloroprene

Belt No.	Pitch Length		Number of Teeth	List Prices						
	inch	mm		3/4" wide Code 075	1" wide Code 100	1-1/2" wide Code 150	2" wide Code 200	3" wide Code 300	4" wide Code 400	5" wide Code 500
565H	56.5	1435.1	113	30.70	40.00	58.60	78.10	116.00	160.00	201.00
570H	57.0	1447.8	114	31.00	40.50	59.10	78.70	117.00	162.00	204.00
580H	58.0	1473.2	115	31.30	41.00	60.70	80.30	121.00	165.00	206.00
585H	58.5	1485.9	117	31.00	40.70	60.00	80.00	120.50	164.50	205.00
590H	59.0	1498.6	118	31.60	41.50	61.20	80.90	122.00	167.00	208.00
600H	60.0	1524.0	120	31.60	41.50	61.20	80.90	122.00	167.00	208.00
605H	60.5	1536.7	121	31.90	42.00	61.70	81.50	123.00	168.00	210.00
625H	62.5	1587.5	125	32.20	42.50	62.20	82.00	124.00	170.00	212.00
630H	63.0	1600.2	126	32.50	43.00	62.70	83.00	125.00	172.00	214.00
640H	64.0	1625.6	128	32.50	43.30	63.60	84.70	126.90	173.00	216.00
650H	65.0	1651.0	130	32.80	43.50	63.80	84.90	127.00	173.00	216.00
660H	66.0	1676.4	132	33.00	44.00	63.80	86.00	128.00	174.00	218.00
670H	67.0	1701.8	134	34.00	44.50	66.80	86.80	134.70	180.00	224.00
680H	68.0	1727.2	136	34.20	44.70	67.00	87.00	135.00	180.00	224.00
700H	70.0	1778.0	140	34.50	45.20	68.00	89.10	136.00	188.00	226.00
710H	71.0	1803.4	142	35.40	46.80	70.00	89.50	140.40	189.60	236.00
720H	72.0	1828.8	144	35.70	47.10	70.40	90.00	141.00	190.00	236.00
725H	72.5	1841.5	145	35.70	47.10	70.40	90.00	141.00	190.00	236.00
730H	73.0	1854.2	146	36.00	47.60	71.40	94.10	142.00	192.00	238.00
740H	74.0	1879.6	148	36.20	48.00	72.40	95.00	143.00	193.00	240.00
750H	75.0	1905.0	150	36.30	48.10	72.40	95.00	143.00	193.00	240.00
760H	76.0	1930.4	152	38.30	50.00	75.20	101.00	151.00	201.00	251.00
770H	77.0	1955.8	154	38.70	50.50	76.20	102.00	152.00	203.00	253.00
800H	80.0	2032.0	160	39.10	51.00	77.20	103.00	153.00	205.00	255.00
810H	81.0	2057.4	162	39.80	52.20	78.20	104.00	157.00	209.00	260.00
820H	82.0	2082.8	164	40.20	52.70	79.20	105.00	158.00	211.00	262.00
840H	84.0	2133.6	168	40.60	53.20	80.00	106.00	159.00	213.00	265.00
850H	85.0	2159.0	170	41.00	53.70	81.00	107.00	160.00	215.00	268.00
860H	86.0	2184.4	172	42.20	55.50	83.20	110.00	167.00	222.00	279.00
880H	88.0	2235.2	176	42.60	56.00	84.00	111.00	168.00	224.00	282.00
900H	90.0	2286.0	180	43.00	56.50	85.00	112.00	169.00	226.00	285.00
950H	95.0	2413.0	190	46.50	60.70	90.70	121.00	183.00	243.00	304.00
985H	98.5	2501.9	197	47.00	61.20	91.70	122.00	184.00	245.00	307.00
1000H	100	2540.0	200	47.50	61.70	92.70	123.00	185.00	247.00	310.00
1020H	102	2590.8	204	50.00	65.80	99.10	132.00	198.00	263.00	329.00
1050H	105	2667.0	210	50.50	66.30	100.00	133.00	199.00	265.00	332.00
1100H	110	2794.0	220	51.00	66.80	101.00	134.00	200.00	267.00	335.00
1120H	112	2844.8	224	57.00	74.00	110.00	148.00	227.00	296.00	371.00
1130H	113	2870.4	226	58.00	75.00	111.00	149.00	229.00	298.00	375.00
1140H	114	2895.6	228	59.00	76.00	112.00	150.00	230.00	300.00	380.00
1245H	125	3162.3	249	60.00	77.00	113.00	151.00	232.00	302.00	385.00
1250H	125	3175.0	250	61.00	78.00	114.00	152.00	234.00	304.00	390.00
1325H	133	3365.5	265	61.50	82.00	123.00	165.00	246.00	328.00	410.00
1350H	135	3429.0	270	62.50	83.00	124.00	166.00	248.00	330.00	415.00
1360H	136	3454.4	272	63.50	84.00	125.00	167.00	250.00	332.00	420.00
1400H	140	3556.0	280	64.50	85.00	126.00	168.00	252.00	334.00	425.00
1700H	170	4318.0	340	74.50	97.50	147.00	197.00	294.00	392.00	491.00

## TIMING BELTS (XH)

Recommended for mechanical power transmission drives where synchronization of driven speed to drive speed is required. Possible substitute for chain and gear drives.

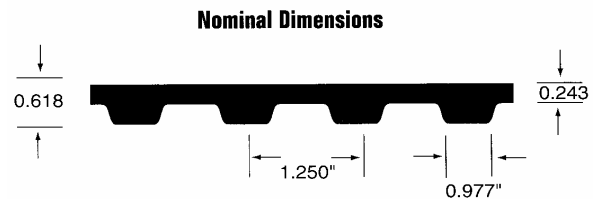


0.875 Pitch (XH) Extra Heavy Duty Synchronous Belts Material: Chloroprene

Belt No.	Pitch Length		Number of Teeth	List Prices					
	inch	mm		2" wide Code 200	3" wide Code 300	4" wide Code 400	5" wide Code 500	6" wide Code 600	7" wide Code 700
463XH	46.3	1176.0	53	185.00	278.00	372.00	463.00	555.00	649.00
507XH	50.0	1289.0	58	186.00	280.00	375.00	465.00	560.00	660.00
534XH	53.4	1356.4	61	198.00	297.00	395.00	492.00	592.00	690.00
560XH	56.0	1422.4	64	199.00	300.00	400.00	495.00	600.00	700.00
630XH	63.0	1600.2	72	209.00	314.00	417.00	523.00	628.00	732.00
700XH	70.0	1778.0	80	226.00	337.00	449.00	563.00	675.00	786.00
735XH	73.5	1866.9	84	236.00	356.00	455.00	592.00	710.00	828.00
770XH	77.0	1955.8	88	238.00	360.00	503.00	600.00	720.00	840.00
840XH	84.0	2133.6	96	253.00	379.00	562.00	631.00	757.00	883.00
875XH	87.5	2222.5	100	280.00	422.00	570.00	702.00	842.00	984.00
927XH	92.7	2355.9	106	282.00	425.00	575.00	710.00	850.00	990.00
980XH	98.0	2489.2	112	285.00	430.00	580.00	720.00	860.00	1000.00
1120XH	112	2844.8	128	304.00	457.00	609.00	761.00	913.00	1065.00
1260XH	126	3200.4	144	343.00	513.00	685.00	858.00	1028.00	1200.00
1400XH	140	3556.0	160	375.00	561.00	747.00	934.00	1121.00	1308.00
1540XH	154	3911.6	176	395.00	591.00	787.00	986.00	1182.00	1378.00
1640XH	164	4165.6	187	445.00	668.00	890.00	1113.00	1335.00	1556.00
1750XH	175	4445.0	200	450.00	670.00	900.00	1120.00	1350.00	1560.00

## TIMING BELTS (XXH)

Recommended for mechanical power transmission drives where synchronization of driven speed to drive speed is required. Possible substitute for chain and gear drives.



1.250 Pitch (XXH) Double Extra Heavy Duty Synchronous Belts Material: Chloroprene

Belt No.	Pitch Length		Number of Teeth	List Prices			
	inch	mm		2" wide Code 200	3" wide Code 300	4" wide Code 400	5" Wide Code 500
700XXH	70.00	1778.00	56	331.00	511.00	682.00	898.00
800XXH	80.00	2032.00	64	369.00	570.00	761.00	999.00
900XXH	90.00	2286.00	72	408.00	629.00	840.00	1100.00
1000XXH	100.00	2540.00	80	446.00	689.00	919.00	1200.00
1200XXH	120.00	3048.00	96	528.00	813.00	1086.00	1370.00
1400XXH	140.00	3556.00	112	603.00	918.00	1222.00	1526.00
1600XXH	160.00	4064.00	128	694.00	1063.00	1382.00	1750.00
1800XXH	180.00	4572.00	144	772.00	1185.00	1518.00	1915.00
1915XXH	191.50	4857.80	153	775.00	1259.00	1613.00	2035.00